




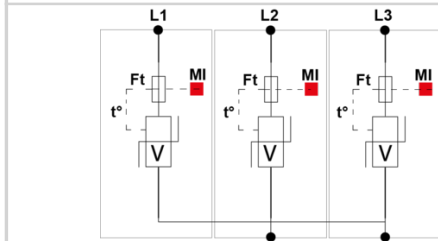
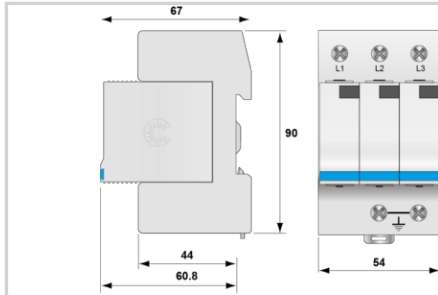
Type 2 (or 3) AC surge protector - 3-phase

CITEL

DS13-120



- Discover our latest innovation : the [DAC15C-30-150](#)
- Type 2 (or 3) AC Multipolar surge protector
- In : 5 kA
- I_{max} total: 30 kA
- Pluggable module by phase
- Remote signaling option
- EN 61643-11, IEC 61643-11, UL1449 ed.5 compliance



V: High-energy varistor
Ft: Thermal fuse
t°: Thermal disconnection system
MI: Disconnection indicator

Electrical Characteristics

SPD type	IEC	2 (or 3)
Network		120/208 V 3-phase
AC system		TNC
Nominal line voltage	Un	120 Vac
Max. AC operating voltage	Uc	150 Vac
Temporary Over Voltage (TOV) Characteristics - 5 sec. Without disconnection	UT	180 Vac withstand
Temporary Over Voltage (TOV) Characteristics - 120 mn Without disconnection or with safety disconnection	UT	230 Vac disconnection
Residual Current Leakage current to Ground	I _{pe}	< 1.5 mA
Follow current	I _f	None
Nominal discharge current 15 x 8/20 μs impulses	I _n	5 kA
Max. discharge current max. withstand @ 8/20 μs by pole	I _{max}	10 kA
Total Maximum discharge current max. total withstand @ 8/20 μs	I _{max} Total	30 kA
Withstand on Combination waveform IEC 61643-11 Class III test: 1.2/50μs - 8/20μs	U _{oc}	10 kV
Withstand on overvoltages IEEE C62.41.1		10 kV
Connection mode(s)		L/PE
Protection mode(s)		Common mode
Protection level L/PE @ I _n (8/20μs)	U _p L/PE	0.6 kV
Admissible short-circuit current	I _{sc}	25 000 A

Mechanical Characteristics

Technology		MOV
SPD configuration		3-phase
Connection to Network		By screw terminals: 2.5-25mm ² / by bus
Format		Plug-in modular box
Mounting		Symmetrical rail 35 mm (EN 60715)
Housing material		Thermoplastic UL94 V-0
Operating temperature	Tu	-40/+85°C
Protection rating		IP20
Failsafe mode		Disconnection from AC network
Disconnection indicator		1 mechanical indicator by pole
Spare module(s)		DSM10-120
Remote signaling of disconnection		option DS13S-120 : output on changeover contact
Dimensions		See diagram
Weight		0.292 kg

Disconnectors

Thermal disconnector		Internal
Installation ground fault breaker		Type 'S' or delayed
Back-up protection device		20 A min. - 125 A max. - Fuses type gG

Standards

Standards compliance		IEC 61643-11 / EN 61643-11 / UL1449 ed.5
Certification		UL Recognized

Part number

341603

