




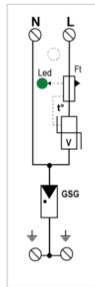
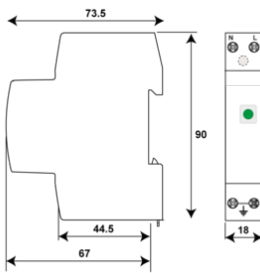
Compact single-phase type 2 (or 3) surge protector - Monobloc

CITEL

DACN15-P11-275



- ↳ Compact single-phase Type 2 (or 3) surge protector
- ↳ In : 5 kA
- ↳ Imax : 15 kA
- ↳ Commun/Differential mode
- ↳ Monobloc module
- ↳ Remote signaling option
- ↳ EN 61643-11, IEC 61643-11 and UL1449 ed.5 compliance



V: High-energy varistor
 GSG: Specific Gas Tube
 Ft: Thermal fuse
 t*: Thermal disconnection system
 MI: Disconnection indicator

Electrical Characteristics		
SPD type	IEC	2 (or 3)
Network		230/400 V
AC system		TT-TN
Max. AC operating voltage	Uc	275 Vac
Temporary Over Voltage (TOV) Characteristics - 5 sec. Without disconnection	UT	335 Vac withstand
Temporary Over Voltage (TOV) Characteristics - 120 mn Without disconnection or with safety disconnection	UT	440 Vac disconnection
Temporary Over Voltage N/PE (TOV HT) Without disconnection or with safety disconnection	UT	1200 V/300A/200 ms withstand
Residual Current Leakage current to Ground	Ipe	None
Follow current	If	None
Nominal discharge current 15 x 8/20 μs impulses	In	5 kA
Max. discharge current max. withstand @ 8/20 μs by pole	Imax	15 kA
Withstand on Combination waveform IEC 61643-11 Class III test: 1.2/50μs - 8/20μs	Uoc	10 kV
Protection mode(s)		L/N and N/PE
Protection level L/N @ In (8/20μs)	Up L/N	1.1 kV
Protection level N/PE @ In (8/20μs)	Up N/PE	1.5 kV
Admissible short-circuit current	Iscrr	10 000 A
Mechanical Characteristics		
Technology		MOV+GDT
SPD configuration		Single phase
Connection to Network		By screw terminals: 1.5-10mm ²
Format		Monobloc modular box
Mounting		Symmetrical rail 35 mm (EN 60715)
Housing material		Thermoplastic UL94 V-0
Operating temperature	Tu	-40/+85°C
Protection rating		IP20
Failsafe mode		Disconnection from AC network
Disconnection indicator		Green LED OFF
Remote signaling of disconnection		Option DACN15S-P11-275: output on changeover contact
Dimensions		See diagram - 1TE (EN43880)
Weight		0.090 kg
Disconnectors		
Thermal disconnector		Internal
Installation ground fault breaker		Type 'S' or delayed
Back-up protection device		20 A min. - 125 A max. - Fuses type gG
Standards		
Standards compliance		IEC 61643-11 / EN 61643-11 / UL1449 ed.5
Part number		
70146021		

