
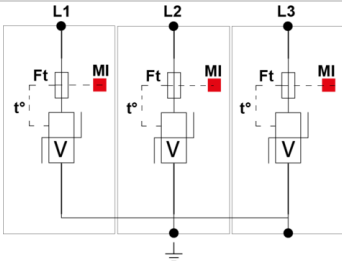
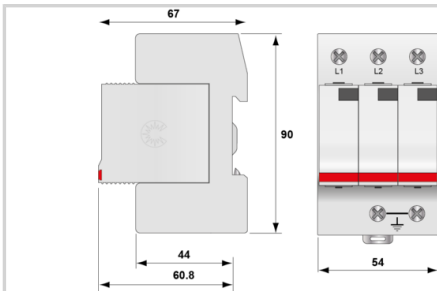


DS43-280



- ↳ Type 2 AC Multipolar surge protector
- ↳ In : 20 kA
- ↳ I_{max} total : 120 kA
- ↳ Pluggable module for each phase
- ↳ Remote signaling option
- ↳ NF EN 61643-11, IEC 61643-11 compliance
- ↳ UL1449 ed.4



V: High-energy varistor
 Ft: Thermal fuse
 t°: Thermal disconnection system
 MI: Disconnection indicator

Electrical Characteristics	
SPD type (following IEC tests)	2
Network	230/400 V 3-phase
AC system	TNC
Max. AC operating voltage	U _c 280 Vac
Temporary Over Voltage (TOV) Characteristics - 5 sec. (Without disconnection)	UT 335 Vac withstand
Temporary Over Voltage (TOV) Characteristics - 120 mn (Without disconnection or with safety disconnection)	UT 440 Vac disconnection
Residual Current (Leakage current to Ground)	I _{pe} < 1.5 mA
Follow current	I _f None
Nominal discharge current (15 x 8/20 μs impulses)	I _n 20 kA
Max. discharge current (max. withstand @ 8/20 μs by pole)	I _{max} 40 kA
Total Maximum discharge current (max. total withstand @ 8/20 μs)	I _{max} Total 120 kA
Connection mode(s)	L/PE
Protection mode(s)	Common mode
Protection level L/PE (@ I _n (8/20μs))	Up L/PE 1.3 kV
Admissible short-circuit current	I _{sc} 25000 A
Mechanical Characteristics	
Technology	MOV
SPD configuration	3-phase
Connection to Network	By screw terminals: 2.5-25 mm ² / by bus
Format	Plug-in modular box
Mounting	Symmetrical rail 35 mm (DIN 60715)
Housing material	Thermoplastic UL94 V-0
Operating temperature	T _u -40/+85°C
Protection rating	IP20
Failsafe mode	Disconnection
Disconnection indicator	1 mechanical indicator by pole
Spare module(s)	DSM40-280
Remote signaling of disconnection	option DS43S-280 : output on changeover contact
Dimensions	See diagram
Disconnectors	
Thermal disconnector	Internal
Installation ground fault breaker	Type 'S' or delayed
Fuses	Fuses type gG - 50 A
Standards	
Standards compliance	IEC 61643-11 / EN 61643-11 / UL1449 ed.4
Certification	UL / CSA / EAC
Part number	
461103	

