
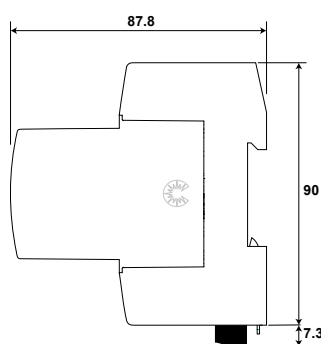
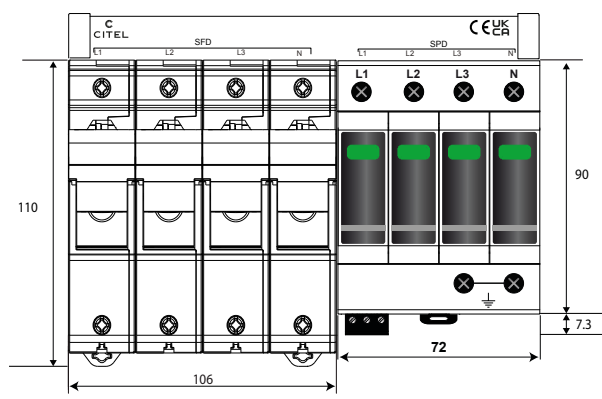


PROTECTION KIT DAC1-13VGS-40-275



- Protection kit for AC networks
- Type 1+2+3
- 230/400 V 3-phase+N
- VG Technology (SPD)
- Pluggable module for each phase (SPD)
- Remote signaling
- Easy installation
- EN 61643-11, IEC 61643-11 certified (SPD)
- UL1449 ed.4 compliance (SPD)

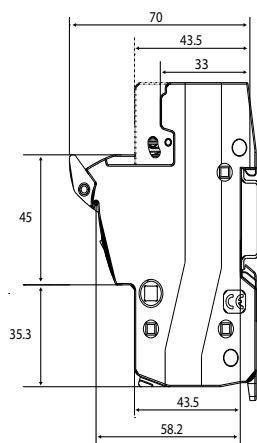


KIT Part number	
DAC1-13VGS-40-275 + SFD1-13S-40 + BUSBAR P 4x2P 104	3022464053

Characteristics Type 1+2+3 AC SPD

CITEL Model		DAC1-13VGS-40-275
Max. AC operating voltage	Uc	2750 Vac
Temporary Over Voltage (TOV) characteristic - 5 sec.	UT	335 Vac withstand
Temporary Over Voltage (TOV) characteristic - 120 mn	UT	440 Vac disconnection
Nominal discharge current 15 x 8/20 μ s impulses	In	20 kA
Max. discharge current max. withstand @ 8/20 μ s by pole	Imax	50 kA
Impulse current by pole max. withstand 10/350 μ s	limp	12.5 kA
Specific energy by pole	W/R	40 kJ/ohm
Withstand on Combination waveform Class III test	Uoc	6 kV
Protection level @ In (8/20 μ s) and 6 kV (1.2/50 μ s)	Up L/pe	1.5 kV
Residual Voltage @ 5 kA (8/20 μ s)	Up-5kA	1.5 kV
Admissible short-circuit current	Iscsr	50 000 A
Associated disconnectors		
Thermal disconnector		Internal
Existing upstream ground fault breaker (if any)		Type «S» or delayed
Mechanical characteristics		
Dimensions		see diagram - 1TE (EN43880)
Connection to Network		By screw terminals: 2.5-25 mm ² (35mm ² rigid)
Failsafe Mode		Disconnection from AC network
Disconnection indicator		1 mechanical indicator Green/Red
Max. voltage/current for remote signaling		250 V/0.5 A (AC) / 30 V/2 A (DC)
Wiring for remote signaling		1.5 mm ² max.
Mounting		Symmetrical rail 35 mm (EN60715)
Operating temperature		-40/+85°C
Protection rating		IP20
Housing material		Thermoplastic UL94-V0
Spare unit		MDAC1-13VG-440
Standards		
Certification		IEC 61643-11 / EN 61643-11
Compliance		UL1449 ed.5

PROTECTION KIT DAC1-13VGS-40-275



Characteristics Fuses + Holders

CITEL Model		SFD1-13S-40
Max. AC operating voltage	Uc	500 Vac
Nominal discharge current <i>15 x 8/20 μs impulses</i>	In	50 kA
Max. discharge current <i>max. withstand @ 8/20 μs by pole</i>	I _{max}	80 kA
Impulse current by pole <i>max. withstand 10/350 μs</i>	I _{imp}	12.5 kA
Residual Voltage @ 12.5 kA	U _p	< 0.4 kV
Breaking capacity		100 000 A
Equivalent ratec AC current		Equivalent 125 A (gL/gG)
Mechanical characteristics		
Dimensions		see diagram
Fuse configuration		Cylindrical 14 x51 mm
Spare unit		SFD1-13
Accessory provided		Fuses included
Standards		
Compliance		EN 61643-11 / IEC 61643-11 / EN 60269-1/EN 60269-2/IEC 60269-1/IEC 60269-2