
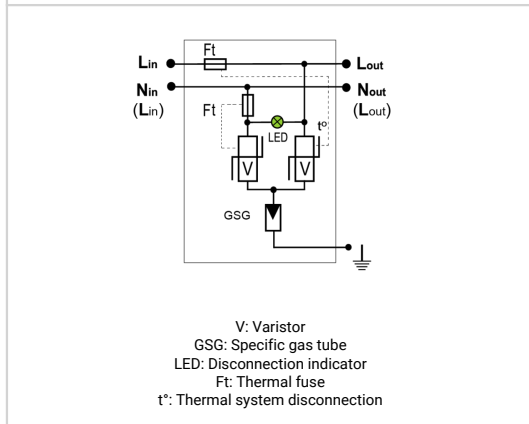
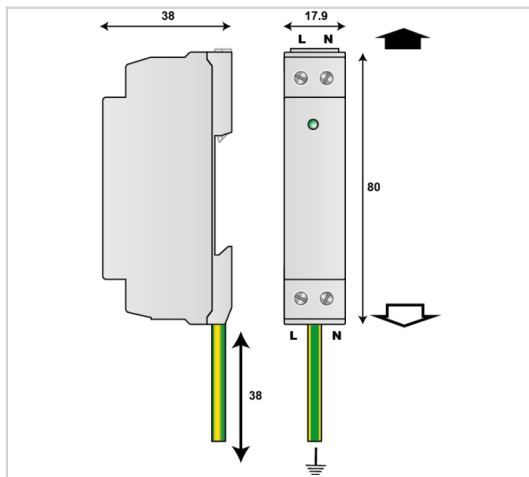


DSLPA1-230L/Y



- ✦ Type 2 (or 3) surge protectors for LED
- ✦ Very compact (low profile)
- ✦ DIN rail mounting
- ✦ Screw terminal connection
- ✦ Status indicator
- ✦ Disconnection AC end of life
- ✦ EN 61643-11, IEC 61643-11 compliance



Electrical Characteristics		
SPD type	IEC	2 (or 3)
Network		230-277 Vac Single-phase or 2-phase
AC system		TN
Nominal line voltage	Un	230-277 Vac
Max. AC operating voltage	Uc	320 Vac
Max. load current @25°C	IL	10 A
Temporary Over Voltage (TOV) Characteristics - 5 sec. Without disconnection	UT	335 Vac withstand
Temporary Over Voltage (TOV) Characteristics - 120 mn Without disconnection or with safety disconnection	UT	440 Vac disconnection
Residual Current Leakage current to Ground	Ipe	None
Nominal discharge current 15 x 8/20 μs impulses	In	5 kA
Max. discharge current max. withstand @ 8/20 μs by pole	I _{max}	10 kA
Withstand on Combination waveform IEC 61643-11 Class III test: 1.2/50μs - 8/20μs	Uoc	10 kV / 5 kA
Withstand on overvoltages IEEE C62.41.1		10 kV / 10 kA
Protection mode(s)		Common/Differential mode
Protection level L/N @ In (8/20μs)	Up L/N	1.5 kV
Protection level L/PE @ In (8/20μs)	Up L/PE	1.5 kV
Admissible short-circuit current	I _{sc}	10 000 A
Mechanical Characteristics		
Technology		MOV+GDT
Connection to Network		Screw terminal 2.5 mm ² max. Earthing conductor 2 mm ² - length 60 cm
Mounting		Symmetrical rail 35 mm (EN 60715)
Housing material		Thermoplastic UL94 V-0
Operating temperature	Tu	-40/+85°C
Protection rating		IP20
Failsafe mode		Disconnection from AC network
Disconnection indicator		LED green OFF and AC network cut-off
Voltage/operating indicator		Green Led ON
Dimensions		See diagram
Disconnectors		
Thermal disconnector		Internal
Installation ground fault breaker		Type 'S' or delayed
Standards		
Standards compliance		EN 61643-11 / IEC 61643-11
Part number		352923

