Type 2 (or 3) AC surge protector - 3-phase

DS13-400



- **Discover our latest innovation : the DAC15C-30-440**
- Type 2 (or 3) AC Multipolar surge protector
- In : 5 kA
- Imax total: 30 kA
- Pluggable module by phase
- Remote signaling option
- EN 61643-11, IEC 61643-11, UL1449 ed.5 compliance

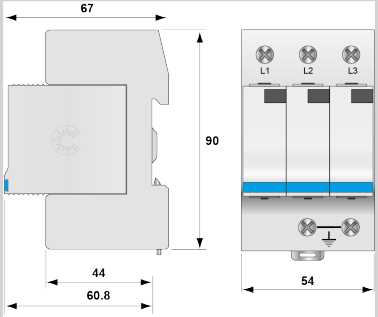

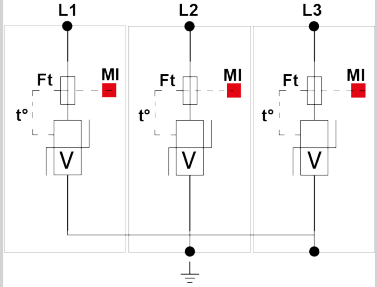

V: High-energy varistor
Ft: Thermal fuse
t°: Thermal disconnection system
MI: Disconnection indicator

Electrical Characteristics		
SPD type	IEC	2+3
Network		230/400 V 3-phase
AC system		IT
Nominal line voltage	Un	400 Vac
Max. AC operating voltage	Uc	440 Vac
Temporary Over Voltage (TOV) Characteristics - 5 sec. *Without disconnection*	UT	580 Vac withstand
Temporary Over Voltage (TOV) Characteristics - 120 mn *Without disconnection or with safety disconnection*	UT	770 Vac disconnection
Residual Current *Leakage current to Ground*	Ipe	< 1.5 mA
Follow current	If	None
Nominal discharge current *15 x 8/20 µs impulses*	In	5 kA
Max. discharge current *max. withstand @ 8/20 µs by pole*	Imax	10 kA
Total Maximum discharge current *max. total withstand @ 8/20 µs*	Imax Total	30 kA
Withstand on Combination waveform IEC 61643-11 *Class III test: 1.2/50µs - 8/20µs*	Uoc	10 kV
Withstand on overvoltages IEEE C62.41.1		10 kV
Connection mode(s)		L/PE
Protection mode(s)		Common mode
Residual voltage at 5 kA *@ 5 kA (8/20µs)*	Up-5kA	1.3 kV
Protection level L/PE *@ In (8/20µs)*	Up L/PE	1.3 kV
Admissible short-circuit current	Isccr	25 000 A
Mechanical Characteristics		
Technology		MOV
SPD configuration		3-phase
Connection to Network		By screw terminals: 2.5-25mm² / by bus
Format		Plug-in modular box
Mounting		Symmetrical rail 35 mm (EN 60715)
Housing material		Thermoplastic UL94 V-0
Operating temperature	Tu	-40/+85°C
Protection rating		IP20
Failsafe mode		Disconnection from AC network
Disconnection indicator		1 mechanical indicator by pole
Spare module(s)		DSM10-400
Remote signaling of disconnection		option DS13S-400 : output on changeover contact
Dimensions		See diagram
Weight		0.332 kg
Disconnectors		
Thermal disconnector		Internal
Installation ground fault breaker		Type 'S' or delayed
Back-up protection device		20 A min. - 125 A max. - Fuses type gG
Standards		
Standards compliance		IEC 61643-11 / EN 61643-11 / UL1449 ed.5
Certification		UL Recognized
Part number		
341403		