




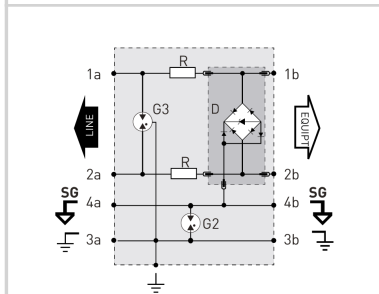
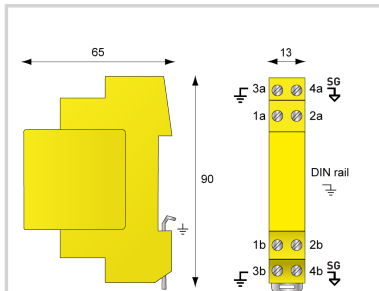
CITEL

1-pair monobloc Telecom surge protector

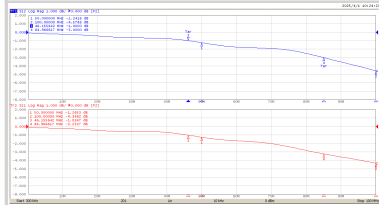
DLA-12D3G



- High speed data transmission
- Common mode and differential mode protection
- Data lines, including those isolated from Earth
- Compact DIN rail enclosure, high density protection
- Protection of shield wire
- Location and test categories: D1, C2, C3
- IEC 61643-21 compliance



G: 3-electrode gas tube
Gb: 2-electrode gas tube
R: Resistor
D: Clamping diode SG: Signal ground



Electrical Characteristics	
Network	0-10 V analogic line, 12 V digital
Nominal line voltage	Un 12 V
Max. DC operating voltage	Uc 15 Vdc
Cut-off frequency -3dB, 100 ohm system	f max. > 80 MHz
Cut-off frequency -1dB, 100 ohm system	f max. > 45 MHz
Max. load current @25°C	IL 750 mA
Max. discharge current max. withstand @ 8/20 µs by pole	Imax 20 kA
Nominal Discharge Current C2 (1.2/50µs / 8/20µs), 10 applications, X-X (Line/Line), X-SG (Line/Signal Ground)	In 10 kA
Nominal Discharge Current C2 (1.2/50µs / 8/20µs), 10 applications, X-C (Line/Earth), SG-C (Signal Ground/Earth)	In 10 kA
Protection Level C3 (10/1000µs), 300 applications@10 A, Y-Y (Line-Line), Y-SG (Line-Signal Ground)	Up 40 V
Protection Level C3 (10/1000µs), 300 applications@10 A, Y-C (Line/Earth)	Up 650 V
Protection Level C3 (10/1000µs), 300 applications@10 A, Y-C (Line-Earth), SG-C (Signal Ground-Earth)	Up 650 V
Impulse current D1 (10/350µs), 2 applications, X-C (Line/Earth), X-SG (Line/Signal Ground) and SG-C	limp 2.5 kA
Line/Line Nominal discharge current C2 Category	In L/L 10 kA
Line resistance (± 10%)	1.5 Ohm
Mechanical Characteristics	
Technology	GDT+TVS diode
SPD configuration	1-pair+shielded
Connection to Network	By spring terminal - max. cross section 2.5mm ² / AWG 13 (solid or stranded)
Format	Din Rail Base-Plug-in Module
Mounting	Symmetrical rail 35 mm (EN 60715)
Housing material	Thermoplastic UL94 V-0
Operating temperature	Tu -40/+85°C
Ingress Protection rating	IP20 (NEMA 2)
Failsafe mode	Short-circuit
Disconnection indicator	Transmission interrupt - default mode 2
Dimensions	See diagram
Weight	0.092 kg
Standards	
Standards compliance	IEC 61643-21 / EN 61643-21
Environmental standards	EU RoHS
Part number	
640192	

