
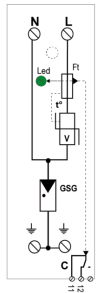
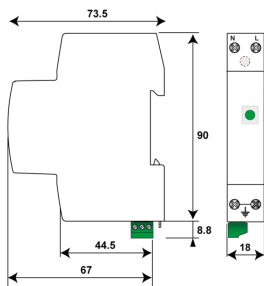


DACN15S-P11-275



- ✦ Compact single-phase Type 2 (or 3) surge protector
- ✦ In : 5 kA
- ✦ I_{max} : 15 kA
- ✦ Commun/Differential mode
- ✦ Monobloc module
- ✦ Remote signaling
- ✦ EN 61643-11, IEC 61643-11 and UL1449 ed.5 compliance



V: High-energy varistor
 GSG: Specific gas tube
 Ft: Thermal fuse
 C: Remote signaling contact
 t*: Thermal disconnection system
 MI: Disconnection indicator

Electrical Characteristics			
SPD type	IEC	2 (or 3)	
Network		230/400 V	
AC system		TT-TN	
Max. AC operating voltage	U _c	275 Vac	
Temporary Over Voltage (TOV) Characteristics - 5 sec. Without disconnection	UT	335 Vac withstand	
Temporary Over Voltage (TOV) Characteristics - 120 mn Without disconnection or with safety disconnection	UT	440 Vac disconnection	
Temporary Over Voltage N/PE (TOV HT) Without disconnection or with safety disconnection	UT	1200 V/300A/200 ms withstand	
Residual Current Leakage current to Ground	I _{pe}	None	
Follow current	I _f	None	
Nominal discharge current 15 x 8/20 μs impulses	I _n	5 kA	
Max. discharge current max. withstand @ 8/20 μs by pole	I _{max}	15 kA	
Withstand on Combination waveform IEC 61643-11 Class III test: 1.2/50μs - 8/20μs	U _{oc}	10 kV	
Protection mode(s)		L/N and N/PE	
Protection level L/N @ I _n (8/20μs)	U _p L/N	1.1 kV	
Protection level N/PE @ I _n (8/20μs)	U _p N/PE	1.5 kV	
Admissible short-circuit current	I _{sc}	10 000 A	
Mechanical Characteristics			
Technology		MOV+GDT	
SPD configuration		Single phase	
Connection to Network		By screw terminals: 1.5-10mm ²	
Format		Monobloc modular box	
Mounting		Symmetrical rail 35 mm (EN 60715)	
Housing material		Thermoplastic UL94 V-0	
Operating temperature	T _u	-40/+85°C	
Protection rating		IP20	
Failsafe mode		Disconnection from AC network	
Disconnection indicator		Green LED OFF	
Remote signaling of disconnection		Option DACN15S-P11-275: output on changeover contact	
Wiring for remote signaling		1.5 mm ² max.	
Max. Voltage/Current for remote signaling		250 V / 0.5 A (AC) / 30 V / 3 A (DC)	
Dimensions		See diagram - 1TE (EN43880)	
Weight		0.093 kg	
Disconnectors			
Thermal disconnector		Internal	
Installation ground fault breaker		Type 'S' or delayed	
Back-up protection device		20 A min. - 125 A max. - Fuses type gG	
Standards			
Standards compliance		IEC 61643-11 / EN 61643-11 / UL1449 ed.5	
Part number			
70146022			