
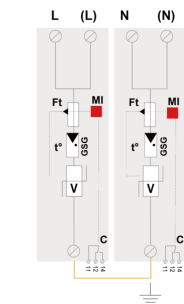
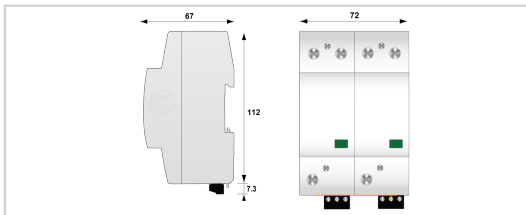


DACN1-35VGS-20-440



- ✦ Type 1+2+3 AC surge protector
- ✦ VG Technology
- ✦ In: 35 kA
- ✦ Iimp: 35 kA on 10/350µs impulse
- ✦ No leakage current
- ✦ Unpluggable module for each phase
- ✦ Remote signaling
- ✦ Optimized to TOV
- ✦ EN 61643-11, IEC 61643-11 complied



V: High-energy varistor  
 GSG: Specific gas tube  
 Ft: Thermal fuse  
 C: Remote signaling contact  
 t\*: Thermal disconnection system  
 MI: Disconnection indicator

Electrical Characteristics		
SPD type	IEC	1+2+3
Max. AC operating voltage	Uc	440 Vac
Max. load current @25°C	IL	100 A
Temporary Over Voltage (TOV) Characteristics - 5 sec. Without disconnection	UT	580 Vac withstand
Temporary Over Voltage (TOV) Characteristics - 120 mn Without disconnection or with safety disconnection	UT	770 Vac disconnection
Residual Current Leakage current to Ground	Ipe	None
Follow current	If	None
Nominal discharge current 15 x 8/20 µs impulses	In	35 kA
Max. discharge current max. withstand @ 8/20 µs by pole	I <sub>max</sub>	70 kA
Impulse current by pole max. withstand 10/350µs by pole	I <sub>imp</sub>	35 kA
Withstand on Combination waveform IEC 61643-11 Class III test: 1.2/50µs - 8/20µs	Uoc	6 kV
Specific energy by pole max. withstand 10/350 µs	W/R	306 kJ/o
Protection level @ In (8/20µs) and @ 6 kV (1,2/50 µs)	Up	1.8 kV
Admissible short-circuit current	I <sub>sc</sub>	50 000 A
Mechanical Characteristics		
Technology		VG Technology (MOV+GSG)
SPD configuration		Single phase
Connection to Network		By screw terminals: 2.5-25mm <sup>2</sup> (35mm <sup>2</sup> rigid)
Format		1-pole modular box assembled
Mounting		Symmetrical rail 35 mm (EN 60715)
Housing material		Thermoplastic UL94 V-0
Operating temperature	Tu	-40/+85°C
Protection rating		IP20
Failsafe mode		Disconnection from AC network
Disconnection indicator		1 mechanical indicator by pole - Red/Green
Remote signaling of disconnection		Output on changeover contact
Wiring for remote signaling		1.5 mm <sup>2</sup> max.
Max. Voltage/Current for remote signaling		250 V / 0.5 A (AC) / 30 V / 3 A (DC)
Dimensions		See diagram - 4TE (EN43880)
Weight		0.836 kg
Disconnectors		
Thermal disconnector		Internal
Installation ground fault breaker		Type 'S' or delayed
Back-up protection device		Fuses type gG - 315 A
Standards		
Standards compliance		EN 61643-11 / IEC 61643-11
Certification		
Part number		
29322022		