
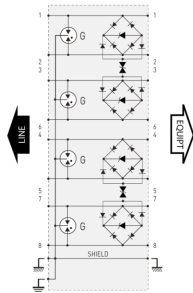
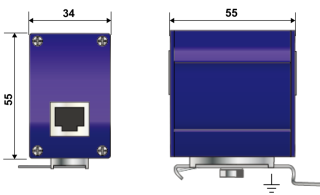


MJ8-POE-C6A



- ✦ POE++ compatible (IEEE 802.3bt) -10Gb (5-100m) with Cat6A S/FTP cabling
- ✦ Shielded RJ45 connectors
- ✦ Indoor applications, IP20 (NEMA 2)
- ✦ Metal enclosure
- ✦ IEC/EN 61643-21 compliant
- ✦ SPD categories D1, C3, C2, C1



G: 3-electrode GDT

Electrical Characteristics	
Network	10Gb/s on Cat6A S/FTP cabling
Protection modes (network)	CM / DM (common mode / differential mode)
Protection modes (POE)	CM / DM (common mode / differential mode)
Transmission standard	IEEE 802.3bt
Lightning Protection Zones (LPZ)	0 - 3
Max. DC operating voltage	Uc 8 Vdc
Max. operating voltage (POE)	Uc 60 Vdc
Max. frequency	f max. 500 MHz
Max. data rate	10 Gbps
Max. load current @25°C	IL 2 A
Max. POE power (4PPOE)	90 W
Max. discharge current max. withstand @ 8/20 µs, X-C (Line/Earth)	I _{max} 2 kA
Protection Level C3 (10/1000µs), 300 applications@10 A, X-X (Line/Line)	Up 70 V
Protection level C3 (10/1000µs), 300 applications@10 A, X-C (Line/Earth)	Up 500 V
Protection Level C3 (10/1000µs), 300 applications @ 10A, (Pair-Pair, POE)	Up 80 V
Impulse current D1 (10/350µs), 2 applications, X-C (Line/Earth)	I _{imp} 400 A
Nominal discharge current C1 (8/20µs), 300 applications X-X (Line/Line)	I _n 1kV / 500A
Nominal discharge current C2 (8/20µs), 10 applications X-C (Line/Earth)	I _n 4 kV / 2 kA
Line resistance (± 10%)	~ 0 ohms
Capacitance @1MHz, X-C (Line/Earth)	C < 5 pF
Mechanical Characteristics	
Technology	GDT+TVS diode
SPD configuration	8 wires+shielded
Connection to Network	RJ45 shielded connectors Female input/output
Cable glands	N/A
Format	Metallic box with connectors input/output
Mounting	DIN rail / Wall / Plate
Accessory(s) provided	Screw, washer, cable shoe, earthing plate, DIN rail adapter
Housing material	Metallic
Operating temperature	Tu -40/+85°C
Ingress Protection rating	IP20 (NEMA 2)
Failsafe mode	Transmission cut-off - Fault mode 2 (short-circuit)
Pinout	(1-2)(3-6)(4-5)(7-8)
Dimensions	See diagram
Weight	0.12 kg / 0.26 lbs
Standards	
Standards compliance	IEC 61643-21 / EN 61643-21 / UL497B IEEE 802-3af/3at/3bt/ANSI/TIA-568-C.1
UL Category	QVGQ - Isolated Loop Circuit Protectors
UL File Number	E184939
Certification	UL 497B
Part number	
581541	