




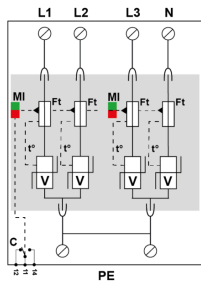
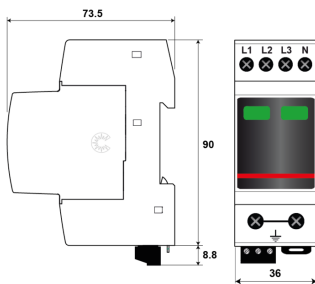
CITEL

Type 2 AC surge protector - 3-phase+N

DAC40CS-40-320



- ✦ Compact, multipole type 2
- ✦ Conductivity per pole: $I_n = 20 \text{ kA}$; $I_{max} = 40 \text{ kA}$
- ✦ Protection modes - common and/or differential
- ✦ Safe disconnect device
- ✦ Transverse / longitudinal voltage protection
- ✦ Energetically coordinated
- ✦ Pluggable protection module
- ✦ Remote signalling
- ✦ Conforms to IEC 61643-11 / EN 61643-11 and UL1449 ed.5



V: High-energy varistor
 Ft: Thermal fuse
 C: Remote signal contact
 t*: Thermal disconnection system
 MI: Disconnection indicator

Electrical Characteristics			
SPD type	IEC		2
Network			230/400 V
AC system			TN
Max. AC operating voltage	Uc		320 Vac
Temporary Over Voltage (TOV) Characteristics - 5 sec. Without disconnection	UT		335 Vac withstand
Temporary Over Voltage (TOV) Characteristics - 120 mn Without disconnection or with safety disconnection	UT		440 Vac disconnection
Residual Current Leakage current to Ground	Ipe		< 1 mA
Follow current	If		None
Nominal discharge current 15 x 8/20 μs impulses	In		20 kA
Max. discharge current max. withstand @ 8/20 μs by pole	I _{max}		40 kA
Total Maximum discharge current max. total withstand @ 8/20 μs	I _{max} Total		160 kA
Protection mode(s)			L/PE and N/PE
Protection level L/PE @ In (8/20 μs)	Up L/PE		1.5 kV
Admissible short-circuit current	Iscsr		10 000 A
Mechanical Characteristics			
Technology			MOV
SPD configuration			3-phase+Neutral
Connection to Network			By screw terminals: L/N = 1.5-10mm ² (16mm ² rigid) or PE = 2.5-25mm ² (35mm ² rigid)
Format			Plug-in modular box
Mounting			Symmetrical rail 35 mm (EN 60715)
Housing material			Thermoplastic UL94 V-0
Operating temperature	Tu		-40/+85°C
Protection rating			IP20
Failsafe mode			Disconnection from AC network
Disconnection indicator			2 mechanical indicators - Red/Green
Spare module(s)			MDAC40C-40-320
Remote signaling of disconnection			Output on changeover contact
Wiring for remote signaling			1.5 mm ² max.
Max. Voltage/Current for remote signaling			250 V / 0.5 A (AC) / 30 V / 3 A (DC)
Dimensions			See diagram - 2TE (EN43880)
Weight			0.255 kg
Disconnectors			
Thermal disconnector			Internal
Installation ground fault breaker			Type 'S' or delayed
Back-up protection device			50 A min. - 125 A max. - Fuses Type gG
Standards			
Standards compliance			IEC 61643-11 / EN 61643-11 / UL1449 ed.5
Certification			KEMA
Part number			
821510322			

