
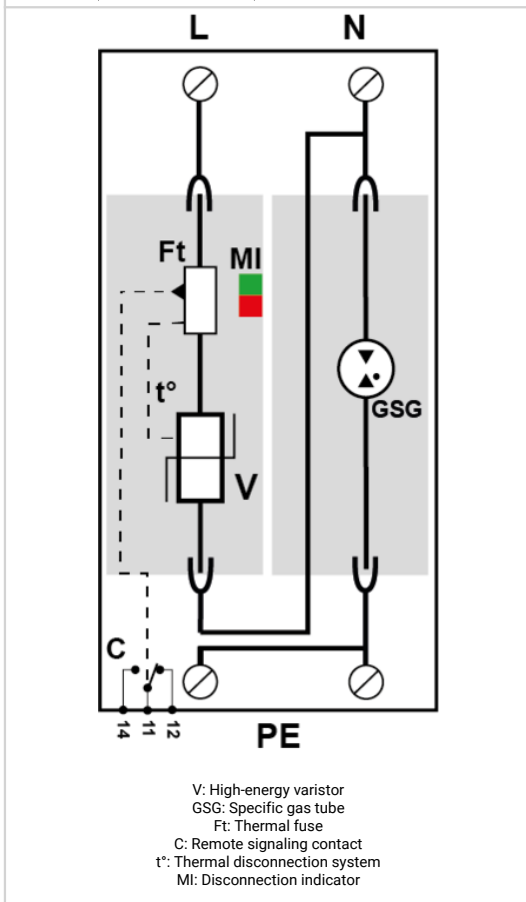
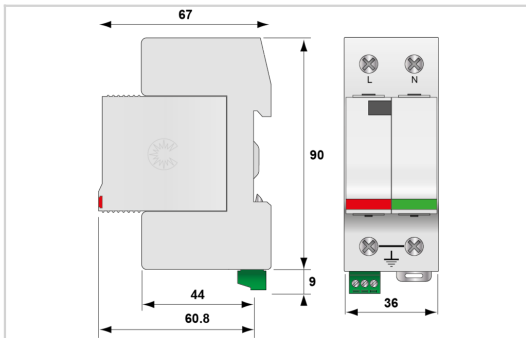


DS42S-230/G



- ✦ Discover our latest innovation : the [DAC50S-11-275](#)
- ✦ Type 2 AC Multipolar surge protector
- ✦ In: 20 kA
- ✦ Imax total: 40 kA
- ✦ Pluggable module for each phase
- ✦ Remote signaling
- ✦ EN 61643-11, IEC 61643-11, UL1449 ed.5 compliance



| Electrical Characteristics | | |
|--|------------|--|
| SPD type | IEC | 2 |
| Network | | 230 V single-phase |
| AC system | | TT-TN |
| Nominal line voltage | Un | 230 Vac |
| Max. AC operating voltage | Uc | 255 Vac |
| Temporary Over Voltage (TOV) Characteristics - 5 sec. Without disconnection | UT | 335 Vac withstand |
| Temporary Over Voltage (TOV) Characteristics - 120 mn Without disconnection or with safety disconnection | UT | 440 Vac disconnection |
| Temporary Over Voltage N/PE (TOV HT) Without disconnection or with safety disconnection | UT | 1200 V/300A/200 ms withstand |
| Residual Current Leakage current to Ground | Ipe | None |
| Follow current | If | None |
| Nominal discharge current 15 x 8/20 µs impulses | In | 20 kA |
| Max. discharge current max. withstand @ 8/20 µs by pole | Imax | 40 kA |
| Total Maximum discharge current max. total withstand @ 8/20 µs | Imax Total | 40 kA |
| Connection mode(s) | | L/N and N/PE |
| Protection mode(s) | | Common/Differential mode |
| Residual voltage at 5 kA @ 5 kA (8/20µs) | Up-5kA | 0.9 kV |
| Protection level L/N @ In (8/20µs) | Up L/N | 1.25 kV |
| Protection level N/PE @ In (8/20µs) | Up N/PE | 1.5 kV |
| Admissible short-circuit current | Iscsr | 25 000 A |
| Mechanical Characteristics | | |
| Technology | | MOV+GDT |
| SPD configuration | | Single phase |
| Connection to Network | | By screw terminals: 2.5-25mm ² / by bus |
| Format | | Plug-in modular box |
| Mounting | | Symmetrical rail 35 mm (EN 60715) |
| Housing material | | Thermoplastic UL94 V-0 |
| Operating temperature | Tu | -40/+85°C |
| Protection rating | | IP20 |
| Failsafe mode | | Disconnection from AC network |
| Disconnection indicator | | 1 mechanical indicator by pole |
| Spare module(s) | | DSM40-230+DSM40G-600 |
| Remote signaling of disconnection | | Output on changeover contact |
| Dimensions | | See diagram |
| Weight | | 0.178 kg |
| Disconnectors | | |
| Thermal disconnector | | Internal |
| Installation ground fault breaker | | Type 'S' or delayed |
| Back-up protection device | | Fuses type gG - 50 A |
| Standards | | |
| Standards compliance | | IEC 61643-11 / EN 61643-11 / UL1449 ed.5 |
| Certification | | CSA / UL Listed |
| Part number | | |
| 461531 | | |