
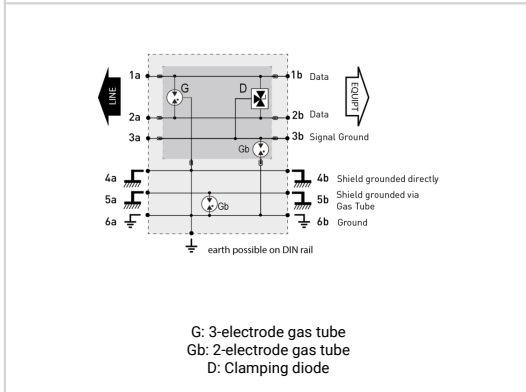
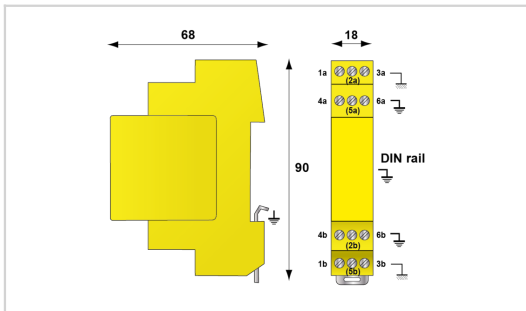


DLA-06-IS



- ✦ High current data transmission
- ✦ Common mode and differential mode protection
- ✦ Data lines, including those isolated from Earth
- ✦ Compact DIN rail enclosure, high density protection
- ✦ Protection of shield wire
- ✦ Plug-out with line cut-off
- ✦ Location and test categories: D1, C2, C3
- ✦ IEC 61643-21 compliance



Electrical Characteristics		
Network		Floating applications, E.g: RS422
Nominal line voltage	Un	6 V
Max. DC operating voltage	Uc	8 Vdc
Max. frequency, in the channel	f max.	DC bis 3 MHz
Insertion loss		< 1 dB
Max. discharge current max. withstand @ 8/20 μs, X-C (Line/Earth)	I _{max}	20 kA
Protection Level C3 (10/1000μs), 300 applications@10 A, X-X (Line/Line)	Up	20 V
Protection level C3 (10/1000μs), 300 applications@10 A, X-C (Line/Earth)	Up	650 V
Impulse current D1 (10/350μs), 2 applications, X-C (Line/Earth)	I _{imp}	5 kA
Nominal Discharge Current C2 (8/20μs), 10 applications, X-X (Line/Line)	I _n	200 A
Nominal discharge current C2 (8/20μs), 10 applications X-C (Line/Earth)	I _n	5 kA
Max. Load current	IL	2,4 A
Line resistance (± 10%)		0,05 Ohm
Capacitance @1MHz, X-C (Line/Earth)	C	< 25 pF
Mechanical Characteristics		
Technology		GDT+TVS diode
SPD configuration		1-pair+shielded
Connection to Network		By screw terminal: cross section 0.5-2.5mm ²
Mounting		Symmetrical rail 35 mm (EN 60715)
Housing material		Thermoplastic UL94 V-0
Operating and storage temperature		-40/+85°C
Ingress Protection rating		IP20 (NEMA 2)
Failsafe mode		Short-circuit
Disconnection indicator		Transmission interrupt - default mode 2
Spare module(s)		DLAM-06-IS
Dimensions		See diagram
Weight		0.087 kg
Standards		
Standards compliance		IEC 61643-21 / EN 61643-21
Part number		
640151		