
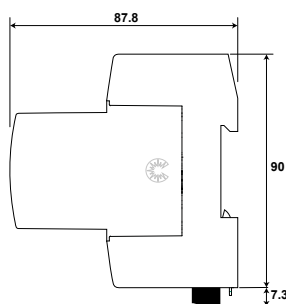
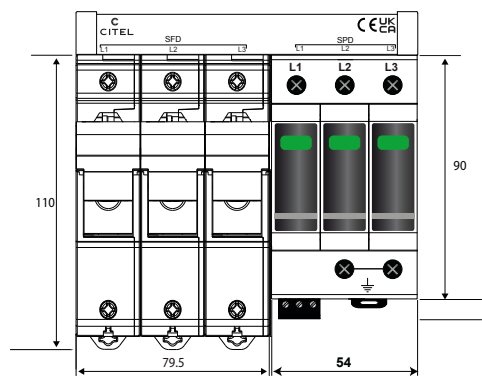


PROTECTION KIT DAC1-13S-30-440



- Protection kit for AC networks
- Type 1+2
- 230/400 V 3-phase
- Pluggable module for each phase (SPD)
- Remote signaling
- Easy installation
- EN 61643-11, IEC 61643-11 certified (SPD)
- UL1449 ed.5 compliance (SPD)



KIT Part number

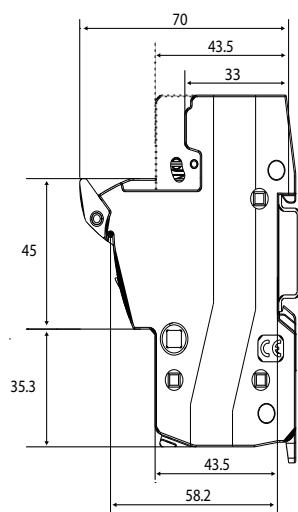
DAC1-13S-30-440 + SFD1-13S-30
+ BUSBAR P 3x2P 77

1042364052

Characteristics Type 1+2 AC SPD

CITEL Model		DAC1-13S-30-440
Max. AC operating voltage	Uc	440 Vac
Temporary Over Voltage (TOV) characteristic - 5 sec.	UT	580 Vac withstand
Temporary Over Voltage (TOV) characteristic - 120 mn	UT	770 Vac disconnection
AC system		IT
Residual current - Leakage current at uc	Ipe	< 1mA
Nominal discharge current 15 x 8/20 μs impulses	In	20 kA
Max. discharge current max. withstand @ 8/20 μs by pole	I _{max}	50 kA
Impulse current by pole max. withstand 10/350 μs	I _{imp}	12.5 kA
Specific energy by pole	W/R	40 kJ/ohm
Withstand on Combination waveform Class III test	Uoc	6 kV
Protection level @ In (8/20 μs) and 6 kV (1.2/50 μs)	Up L/PE	1.7 kV
Residual Voltage @ 5 kA (8/20 μs)	Up-5kA	1.5 kV
Admissible short-circuit current	I _{sc}	50 000 A
Associated disconnectors		
Thermal disconnector		Internal
Existing upstream ground fault breaker (if any)		Type «S» or delayed
Mechanical characteristics		
Dimensions		see diagram - 3TE (EN43880)
Connection to Network		By screw terminals: 2.5-25 mm ² (35mm ² rigid)
Failsafe Mode		Disconnection from AC network
Disconnection indicator		1 mechanical indicator Green/Red by pole
Max. voltage/current for remote signaling		250 V/0.5 A (AC) / 30 V/3 A (DC)
Wiring for remote signaling		1.5 mm ² max.
Mounting		Symmetrical rail 35 mm (EN60715)
Operating temperature		-40/+85°C
Protection rating		IP20
Housing material		Thermoplastic UL94-V0
Spare unit		MDAC1-13-440
Standards		
Compliance		IEC 61643-11 / EN 61643-11 / UL1449 ed.5
Certification		EAC

PROTECTION KIT DAC1-13S-30-440



Characteristics Fuses + Holders

CITEL Model		SFD1-13S-30
Max. AC operating voltage	Uc	500 Vac
Nominal discharge current <i>15 x 8/20 µs impulses</i>	In	50 kA
Max. discharge current <i>max. withstand @ 8/20 µs by pole</i>	I _{max}	80 kA
Impulse current by pole <i>max. withstand 10/350µs</i>	I _{imp}	12.5 kA
Residual Voltage @ 12.5 kA	Up	< 0.4 kV
Breaking capacity		100 000 A
Equivalent ratec AC current		Equivalent 125 A (gL/gG)
Mechanical characteristics		
Dimensions	see diagram	
Fuse configuration	Cylindrical 14 x51 mm	
Spare unit	SFD1-13	
Accessory provided	Fuses included	
Standards		
Compliance	EN 61643-11 /IEC 61643-11 / EN 60269-1/EN 60269-2/IEC 60269-1/IEC 60269-2	