
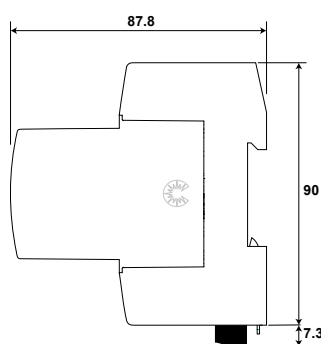
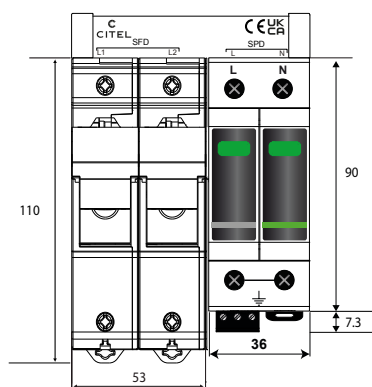


# PROTECTION KIT DAC1-13VGS-11-275



- Protection kit for AC networks
- Type 1+2+3
- 230/400 V 3-phase+N
- VG Technology (SPD)
- Pluggable module for each phase (SPD)
- Remote signaling
- Easy installation
- EN 61643-11, IEC 61643-11 certified (SPD)
- UL1449 ed.5 compliance (SPD)



## KIT Part number

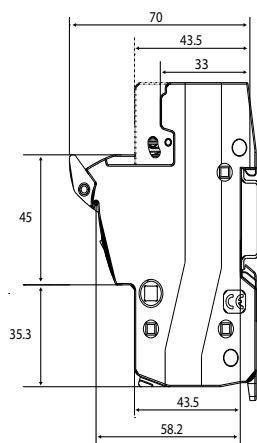
DAC1-13VGS-11-275 + SFD1-13S-11  
+ BUSBAR P 2x2P 50

3024264047

## Characteristics Type 1+2+3 AC SPD

CITEL Model		DAC1-13VGS-11-275
Max. AC operating voltage	Uc	275 Vac
Temporary Over Voltage (TOV) characteristic - 5 sec.	UT	580 Vac withstand
Temporary Over Voltage (TOV) characteristic - 120 mn	UT	770 Vac withstand
AC system		TT-TN
Residual current - Follow current at Uc	Ipe	None
Nominal discharge current 15 x 8/20 µs impulses	In	20 kA
Max. discharge current max. withstand @ 8/20 µs by pole	I <sub>max</sub>	50 kA
Impulse current by pole max. withstand 10/350µs	I <sub>imp</sub>	12.5 kA
Specific energy by pole	W/R	40 kJ/ohm
Withstand on Combination waveform Class III test	Uoc	6 kV
Protection level @ In (8/20µs) and 6 kV (1.2/50µs)	Up L/PE Up N/PE	1.5 kV
Residual Voltage @ 5 kA (8/20µs)	Up-5kA	0,7 kV
Admissible short-circuit current	I <sub>sc</sub>	50 000 A
<b>Associated disconnectors</b>		
Thermal disconnector		Internal
Existing upstream ground fault breaker (if any)		Type «S» or delayed
<b>Mechanical characteristics</b>		
Dimensions		see diagram - 2TE (EN43880)
Connection to Network		By screw terminals: 2.5-25 mm <sup>2</sup> (35mm <sup>2</sup> rigid)
Failsafe Mode		Disconnection from AC network
Disconnection indicator		1 mechanical indicator Green/Red by pole
Max. voltage/current for remote signaling		250 V/0.5 A (AC) / 30 V/3 A (DC)
Wiring for remote signaling		1.5 mm <sup>2</sup> max.
Mounting		Symmetrical rail 35 mm (EN60715)
Operating temperature		-40/+85°C
Protection rating		IP20
Housing material		Thermoplastic UL94-V0
Spare unit		MDAC1-13VG-275 + MDAC-25G-XXX
<b>Standards</b>		
Compliance		IEC 61643-11 / EN 61643-11 / UL1449 ed.5
Certification		KEMA / EAC

# PROTECTION KIT DAC1-13VGS-11-275



## Characteristics Fuses + Holders

CITEL Model		SFD1-13S-11
Max. AC operating voltage	Uc	500 Vac
Nominal discharge current <i>15 x 8/20 <math>\mu</math>s impulses</i>	In	50 kA
Max. discharge current <i>max. withstand @ 8/20 <math>\mu</math>s by pole</i>	Imax	80 kA
Impulse current by pole <i>max. withstand 10/350<math>\mu</math>s</i>	Iimp	12.5 kA
Residual Voltage @ 12.5 kA	Up	< 0.4 kV
Breaking capacity		100 000 A
Equivalent ratec AC current		Equivalent 125 A (gL/gG)
Mechanical characteristics		
Dimensions	see diagram	
Fuse configuration	Cylindrical 14 x51 mm	
Spare unit	SFD1-13	
Accessory provided	Fuses included	
Standards		
Compliance	EN 61643-11 /IEC 61643-11 / EN 60269-1/EN 60269-2/IEC 60269-1/IEC 60269-2	